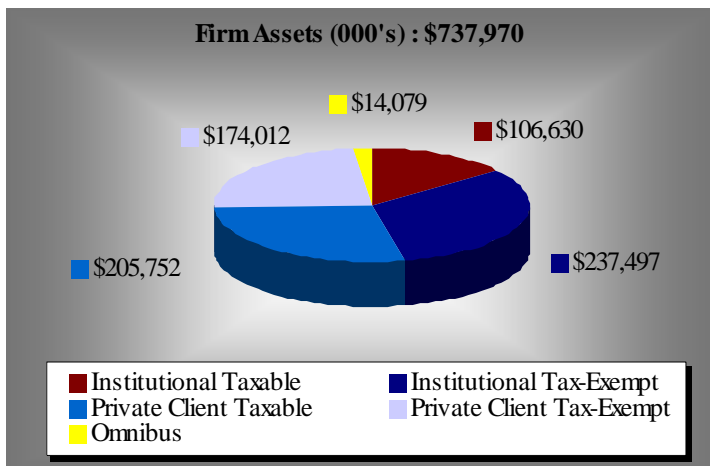


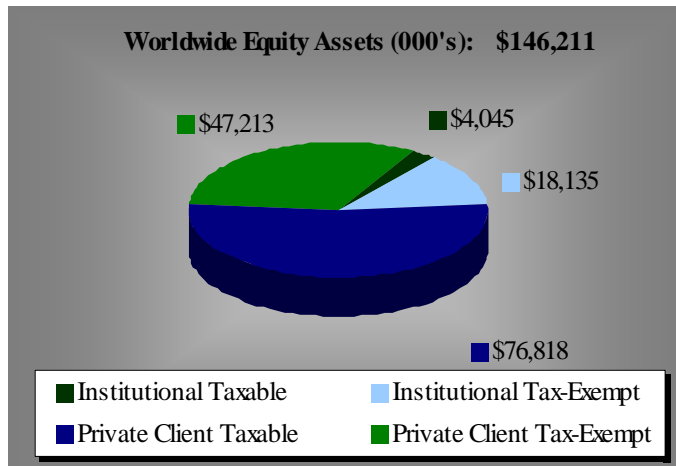


# WORLDWIDE EQUITY PRODUCT FACT SHEET SEPTEMBER 30, 2007

Total Firm Assets



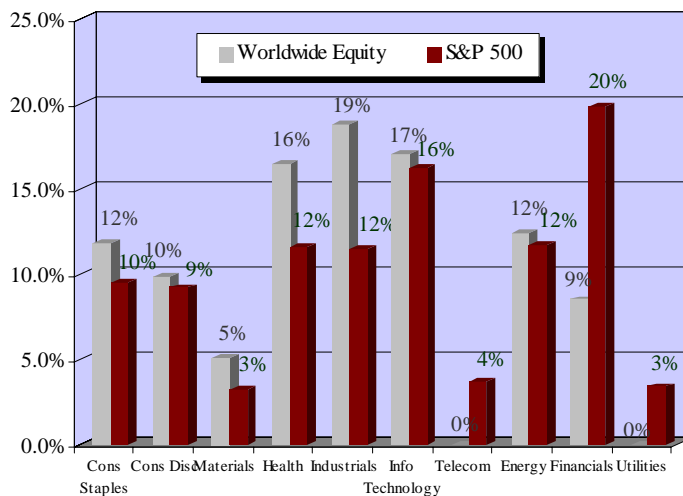
Worldwide Equity Assets



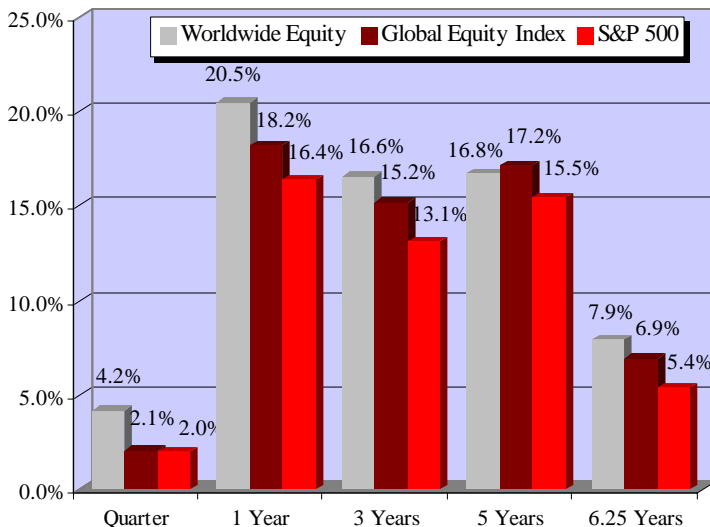
Top Ten Holdings

	PORTFOLIO %	COUNTRY
SCHLUMBERGER LTD	4.8	US
FLUOR CORP	4.5	US
BAKER HUGHES INC	4.0	US
BOEING CO	4.0	US
CERIDIAN CORP	3.9	US
ORACLE CORP	3.9	US
SCHERING PLOUGH	3.8	US
LOCKHEED MARTIN CORP	3.7	US
CISCO SYSTEMS INC	3.3	US
NEWS CORP	3.2	US

Sector Weightings



Annualized Returns



Portfolio Characteristics

	Worldwide Equity	S&P 500
Number of Securities	31	500
Avg. Market Cap. (bils)	80.6	28.1
Med. Market Cap. (bils)	58.7	13.4
\$ Wtd. Med. Market Cap. (bils)	58.7	59.2
Alpha	0.9	0.0
Beta	0.8	1.0
Dividend Yield	1.1	1.9
P/E Ratio	19.4	17.0
P/B Ratio	3.4	2.9
R Squared	0.9	1.0
Sharpe Ratio	1.8	1.3
5 Year Earnings Growth	24.3	21.8
Standard Deviation	3.9	4.7

Worldwide Equity portfolio returns are gross of advisory fees and custodial expenses and net of commissions